



## 7.5ft Straight Pop Up Display(Graphic included)-Spring Connection

Item Code: SIC-PUD-SS-332



FOB Price: **\$296/set**

Mini Order: 1 set

Shipping Weight: ★★★★★

Average Rating: 133.1lb (60.48kg)

[Inquire Now](#)

### Overview

#### Feature:

- 7.5 ft straight pop-up display with spring connections. Graphics are situated on magnetic panels to combine a whole unity. This is the traditional version.

#### Includes:

- Custom printed graphics on PVC boards (Doesn't include end caps)
- Straight aluminum frame with spring connections
- 18 magnet bars
- Hard plastic case

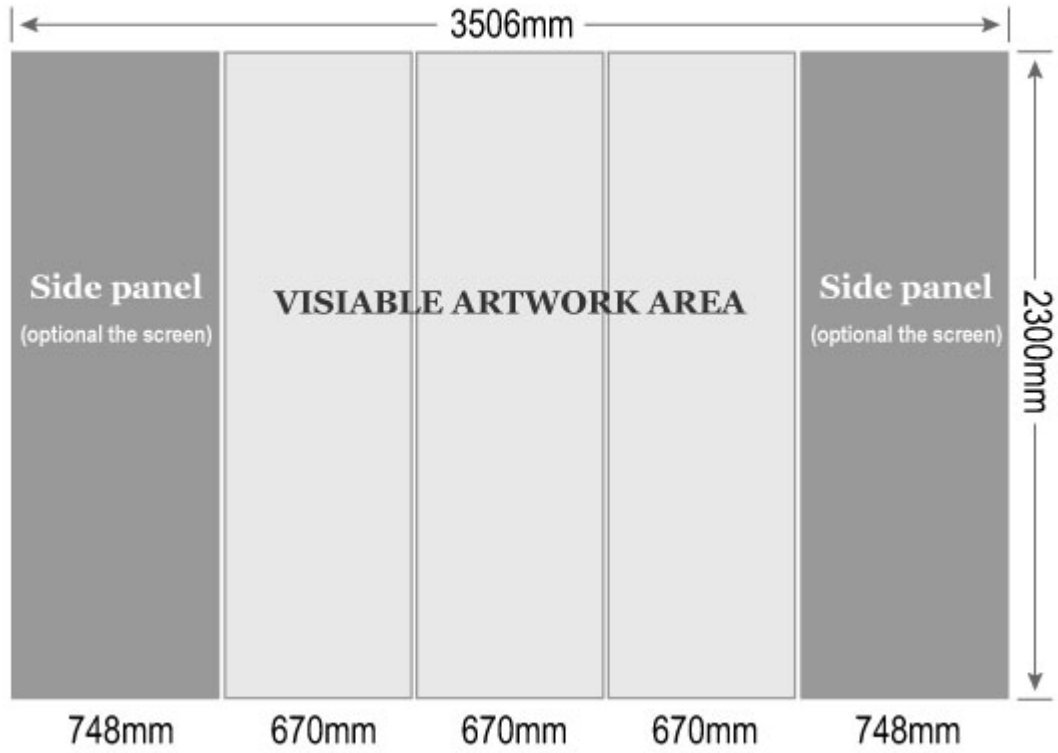
#### Description:

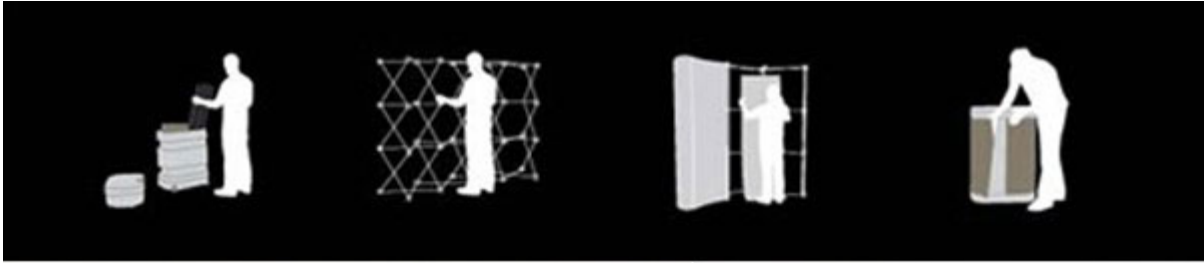
These trades show display is the attractive mural backdrop for exhibit booths. It's easy to assemble. Users extend the banner simply by pulling it. The display frame is latched in place with the provided springs. Metal posts are attached magnetically with the background by clipping them in place. Printed on knitted polyester with a 720 dpi resolution, your custom graphic will attract the attention to your booth. The graphic uses high-resolution panels. These durable trade show display panels will not wear out from years of rolling. Every set of pop-up display comes with a heavy-duty travel case at no extra cost.

#### Application:

This pop-up display is perfect for trade shows, conventions, exhibitions and others.

## 7.5ft Straight Pop Up –Spring Connection





one set frame



carrying case




optional light

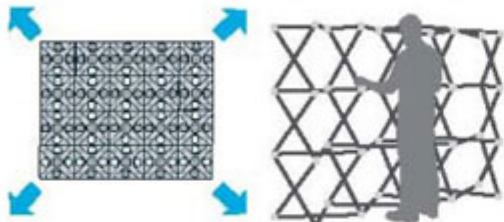
## POP UP SYSTEM - SET UP INSTRUCTIONS



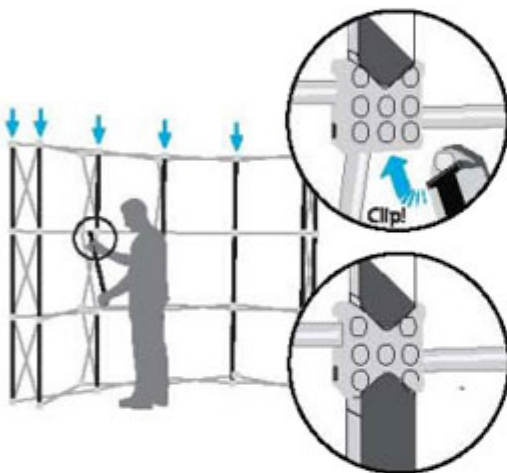
- 1, You will find all the needed components in the carrying case



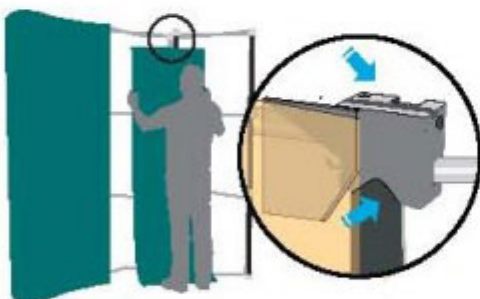
- 2, Remove frame, magnetic bars and the graphic panels from the carrying case



- 3, Place the frame on the floor with hubs with graphic hangers facing up and towards you. Grasp frame scissors and lift to expand frame



- 4, Apply the bars to all vertical quadrants on front side of the frame and to each end on back side of the frame. For a double sided frame, apply the bars also on the back side of the frame.



- 5, Hang the graphic panels on the top hub-hangers letting panels attach to bars. Do the same on both end-caps of the frame.



- 6, Close the transport case, put the black table top

## Details

Material	Aluminum
Frame size	88.7" W x 90.6" H(225cm W x 230cm H)
Graphic size	88.7" W x 90.6" H(225cm W x 230cm H)
Visible graphic size	88.7" W x 90.6" H(225cm W x 230cm H)
Package size/ctn	28"x17"x39"(72x42x100cm)
G.W./ctn	75lb(34.1kg)
Frame size	7.5ft
Shape	Straight
Graphic	With



Copyright © 1999-2012 by Beijing ChinaSigns Information Company Limited All Rights Reserved.

Email:info@sign-in-china.com Tel:+86 132 6410 3286 www.sign-in-china.com