



12" Desktop Vinyl Cutting Plotter - Compatible with Mac System

Item Code: CPM-FS-C12



FOB Price: **\$453/set**

Mini Order: 1 set

Average Rating: lb (kg)

[Inquire Now](#)

Overview

This 12 inch (305mm) vinyl cutting plotter is designed for cutting all kinds of self-adhesive pictures and letters as well as stickers. It is made in China with optical sensor that allows contour cut, and one year warranty is provided.

With CONTOUR CUTTING function, compatible with Mac System





Application

This cutting plotter will be useful for your business; it is designed for both home and office use. This vinyl cutting plotter will make your work easier and faster in making any kind of design. It can cut vinyl decal, sticker, masking film for painting or etching, vinyl lettering, decorative scrapbooking papers, card stock, stencils, magnetic sheet, stickers for signage, sign glass decals, penaflex, etc. As well as all kinds of T-shirt heat transfer media like: flex, flock, Magi cut colored paper for garments, etc.

Product Features

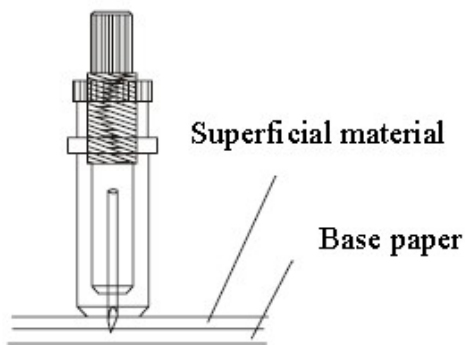


Adopts high-precision steel axes, can prevent slipping while cutting long materials

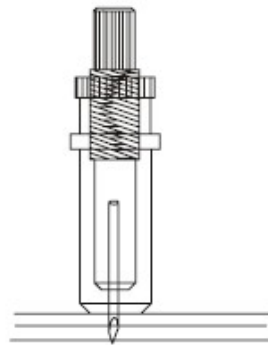
	<p>10 silica gel buttons, easy-to-use and durable</p>	
	<p>High Speed Arithmetic Microprocessor, stable processing, low noise operation yet without zigzag while cutting</p>	
	<p>Support Windows 2000/xp2/Vista 32 bits system/Mac system</p>	

Machine Detailed Pictures

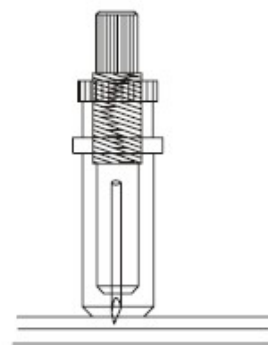
1. Adjust the protruding length of the knife top as required for specific cutting media.



Correct




**Tool long protruding
Length of knife point**

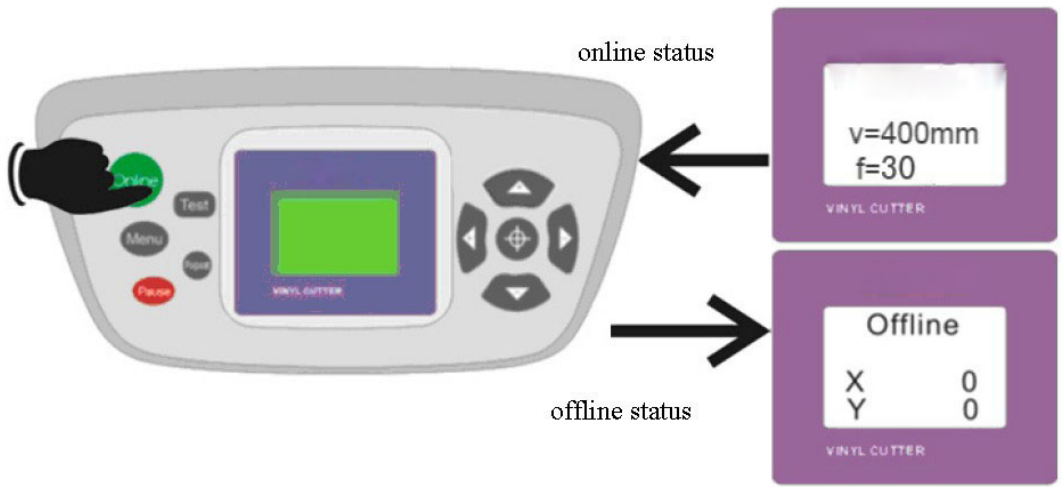


**Tool short protruding
length of knife point**

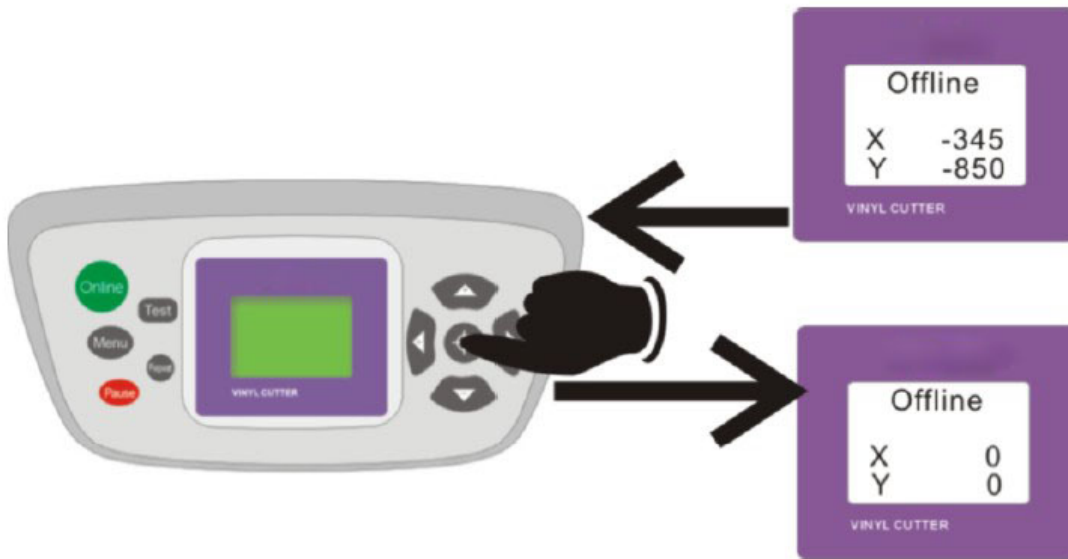
2. Control panel of this vinyl cutters plotter




3. The LCD shows



4. Original point setting



5. Blade cutter and holder



Some Tips

? Before cutting contour:

- You must set the distance of blade base and right side plate more than 4cm.
- Let the knife point in the bottom right corner of the first mark point after input the correct offset.

? You only need to adjust the offset once and record it, if you change the computer, write the record offset value to the new computer, it is ok.

? For the small size (e.g.: A4 size) cutting, you can choose two mark points, for the big size cutting, you can choose 4 mark points to increase the precision.

? Flexi software can adjust the outline and the graphics distance, please view the details in the video.

Maximum Cutting Width	12" (305mm)
Maximum Media Feeding Width	16" (415mm)
Interface	COM, USB
Maximum Knife Press	50g~800g, Level 160 digital control
Maximum Cutting Speed	24" / s (600mm / s)
Standard Plotting Software	Flexisign starter 8.5 Plotting Software
Computer System Requirements	Windows2000 / XP / 2003 / 2003 x32 / win7 x64 / Mac
Main Features	Red optic sensor, register marks with "Cut" Support, compatible with Mac System, cut plug-in for Corel

Specifications

DRAW. Steel sting feed rollers, leading shaft, high torque motor and micro-step driver locating system.

Model	CPM-FS-C12
Support Mode	Desktop
Maximum Media Width	16" (415mm)
Maximum Cutting Width	12" (305mm)
Operating System	Windows2000/XP/2003/ 2003 x32/win7 x64 / Mac OSX10.2.8 & above version
Interface	RS232C, USB
Control Panel	10 Silica gel buttons
Driver	Digital DC, Step Motor, Micro-step Driver
Display	4*8 High Resolution LCD
Drawing Instruction	HP-GL, DMPL
Maximum Cutting Speed	23.6" / s (600mm / s)
Maximum Cutting Thickness	0.04" (1mm)
Pressure	50g~800g, Level 160 digital control
Mechanical Precision	0.001" (0.025mm)
Repeat Accuracy	< ±0.1mm (0.004")
Power Supply	AC90~240V / 50Hz~60Hz

Positioning Mode	Bounded System, Random Original Point Setting
Operating Environment	Temperature: +5?-35?, Relative Humidity: 30%-70%

Tags

[12" Desktop Vinyl Cutter Plotter](#) [Vinyl Cutter Plotter](#) [Vinyl Cutter](#)



Copyright © 1999-2012 by Beijing ChinaSigns Information Company Limited All Rights Reserved.

Email:info@sign-in-china.com Tel:+86 132 6410 3286 www.sign-in-china.com