



10ft Straight Pop Up Display(Frame only)-Spring Connection

Item Code: SIC-PUD-SS-341



FOB Price: **\$214/set**

Mini Order: 1 set

Shipping Weight: ★★★★★

Average Rating: 133.1lb (60.48kg)

[Inquire Now](#)

Overview

Feature:

- 10 ft straight pop-up display with spring connections. Magnetic panels to set the whole unit. This is the traditional version.

Includes:

- Straight aluminum frame with spring connections
- 21 magnet bars
- 12 plastic strips
- 27.6m magnet tape
- 6 PVC panels
- Hard plastic case

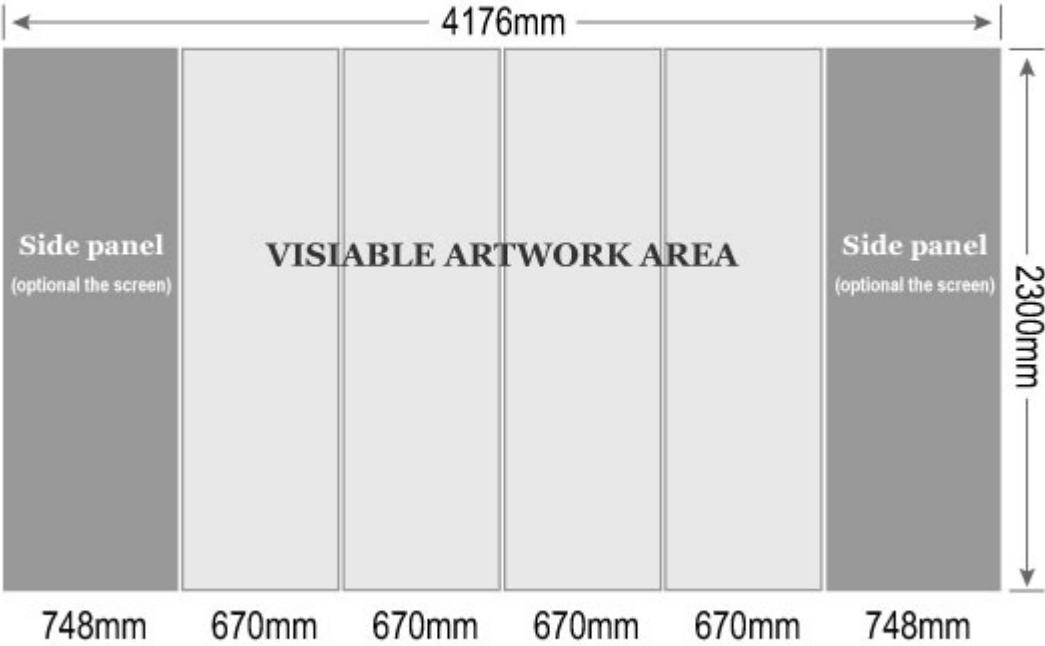
Description:

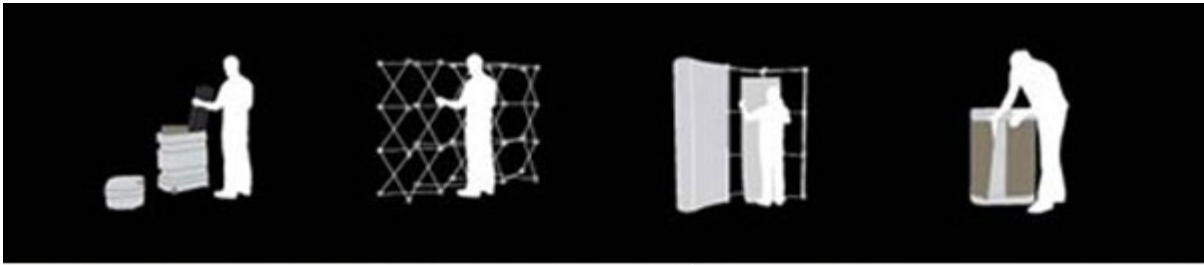
This trade show display is an attractive mural backdrop for exhibit booths. It's ten-foot wide and fits neatly into most of trade show booths sizes. This pop-up display is easy to assemble. Users extend the banner simply by pulling it. The display frame is latched in place with the provided springs. Assembling the unit will take less than 10 minutes! The trade show display is very vibrant and attractive. Every set of pop-up display comes with a heavy-duty travel case at no extra cost with roller wheels, dual handles, and lock-and-key security.

Application:

This "pop-up display", also known as an exhibit booth, is perfect for presenting 10 ft wide graphics at trade shows, conventions and exhibitions.

10ft Straight Pop Up –Spring Connection





one set frame



carrying case




optional light

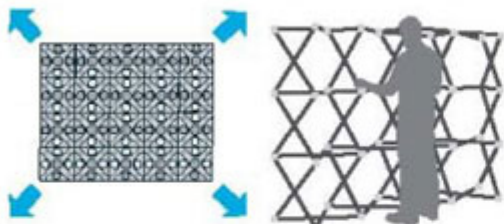
POP UP SYSTEM - SET UP INSTRUCTIONS



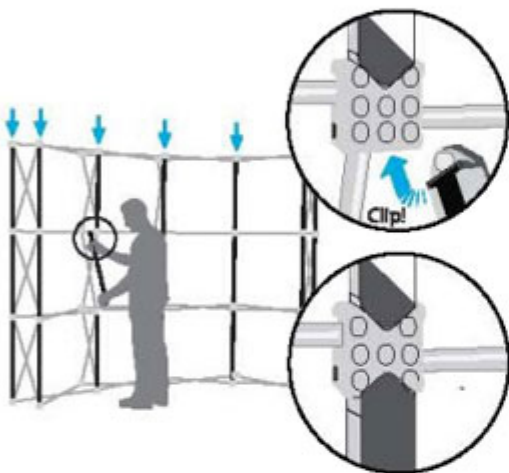
- 1, You will find all the needed components in the carrying case



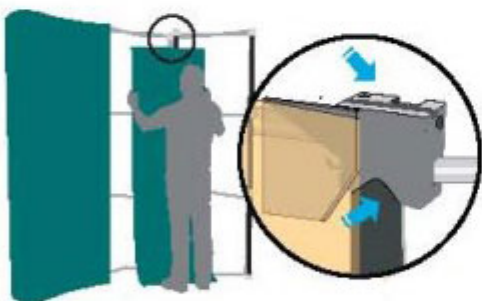
- 2, Remove frame, magnetic bars and the graphic panels from the carrying case



- 3, Place the frame on the floor with hubs with graphic hangers facing up and towards you. Grasp frame scissors and lift to expand frame



- 4, Apply the bars to all vertical quadrants on front side of the frame and to each end on back side of the frame. For a double sided frame, apply the bars also on the back side of the frame.



- 5, Hang the graphic panels on the top hub-hangers letting panels attach to bars. Do the same on both end-caps of the frame.



- 6, Close the transport case, put the black table top

Details

Material	Aluminum
Frame size	118.2" W x 90.6" H(300cm W x 230cm H)
Package size/ctn	28"x17"x39"(72x42x100cm)
G.W./ctn	86.7lb(39.4kg)
Graphic	Without
Shape	Straight
Frame size	10ft



Copyright © 1999-2012 by Beijing ChinaSigns Information Company Limited All Rights Reserved.

Email:info@sign-in-china.com Tel:+86 132 6410 3286 www.sign-in-china.com