



10ft Curved Pop Up Display(Graphic included)-Magnetic Connections

Item Code: SIC-PUD-MC-342



FOB Price: **\$667/set**

Mini Order: 1 set

Shipping Weight: ★★☆☆☆

Average Rating: 133.1lb (60.48kg)

[Inquire Now](#)

Overview

Feature:

. 10ft curved pop up display with magnetic connections. Graphic is on magnetic panels to combine a whole unity. Magnetic connections can be more convenient.

Includes:

- . Custom printed graphics on PVC boards (Include end caps)
- . Curved aluminum frame with magnetic connections
- . 21 magnet bars
- . Hard plastic case

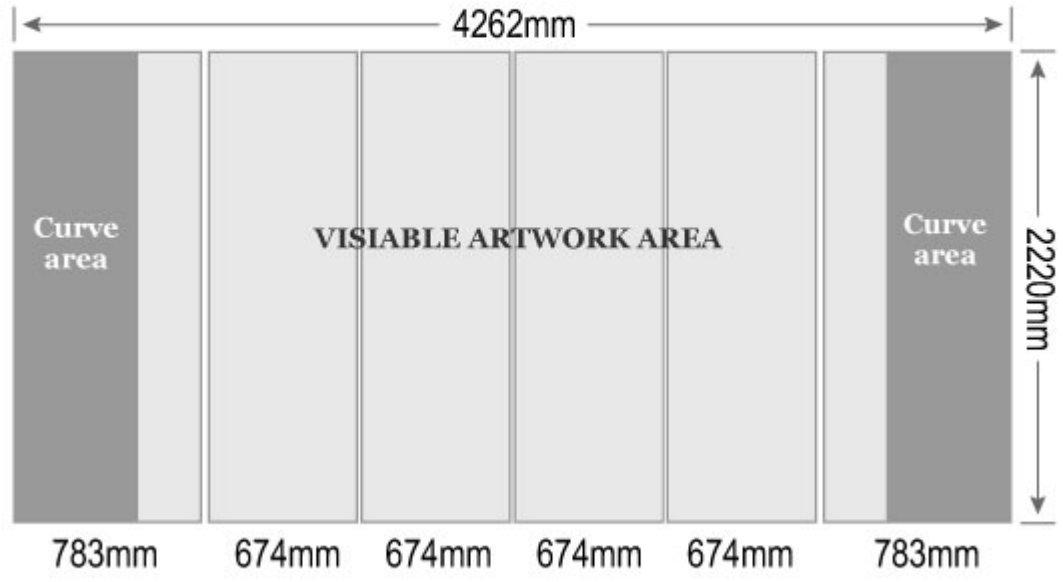
Description:

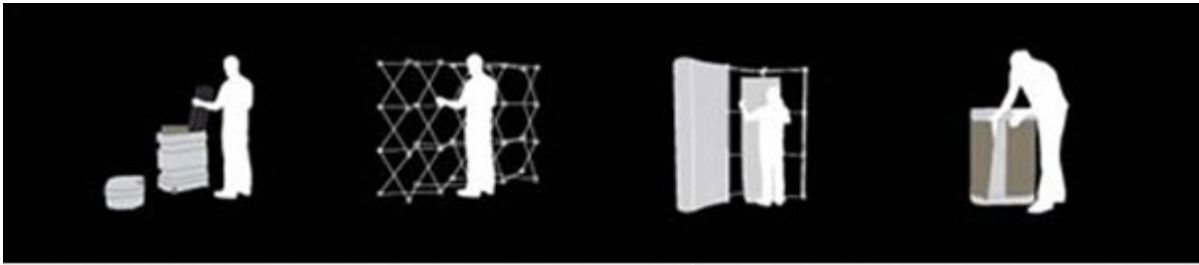
This trade show display is the attractive mural backdrop for exhibit booths. It's ten-foot wide and fit neatly into most Trade Show Booths. This pop up display is easy to assemble. Users expand the truss simply by pulling it open. The display frame then latch in place after you connected the magnetic blocks. Metal posts attach magnetically with backgrounds that clip into place. Printed on knitted polyester with a 720dpi resolution, your custom graphic is sure to draw attention to your booth. This pop up exhibit includes a molded hard plastic case. This trade show display case features built in wheels for easy transport of booth materials. The carrying case makes this unit perfect for those users on the go.

Application:

This "pop up display", also known as exhibit booth, is perfect for presenting 10ft wide graphics at trade shows, conventions and exhibitions.

10ft Curved Pop Up Display-Magnetic Connections





one set frame



carrying case




optional light

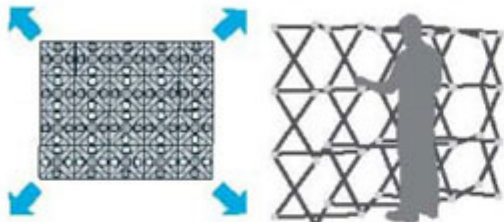
POP UP SYSTEM - SET UP INSTRUCTIONS



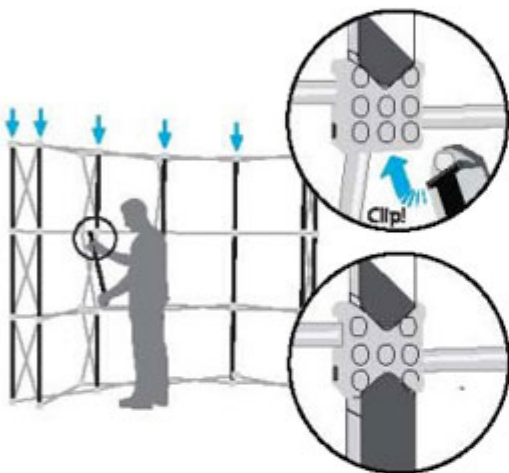
- 1, You will find all the needed components in the carrying case



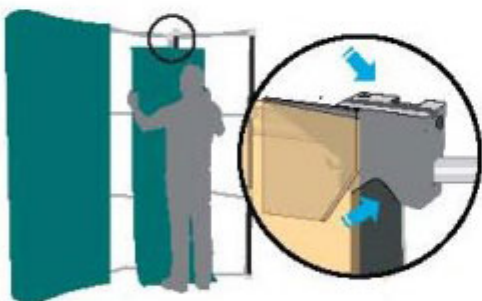
- 2, Remove frame, magnetic bars and the graphic panels from the carrying case



- 3, Place the frame on the floor with hubs with graphic hangers facing up and towards you. Grasp frame scissors and lift to expand frame



- 4, Apply the bars to all vertical quadrants on front side of the frame and to each end on back side of the frame. For a double sided frame, apply the bars also on the back side of the frame.



- 5, Hang the graphic panels on the top hub-hangers letting panels attach to bars. Do the same on both end-caps of the frame.



- 6, Close the transport case, put the black table top

Details

Material	Aluminum
Frame size	106.6" W x 87.5" H(270.5cm W x 222cm H)
Graphic size	159.8" W x 87.5" H(405.5cm W x 222cm H)
Visible graphic size	130" W x 87.5" H(329cm W x 222cm H)
Package size/ctn	28"x17"x39"(72x42x100cm)
G.W./ctn	85.1lb(38.7kg)
Shape	Curved
Frame size	10ft
Graphic	With



Copyright © 1999-2012 by Beijing ChinaSigns Information Company Limited All Rights Reserved.

Email:info@sign-in-china.com Tel:+86 132 6410 3286 www.sign-in-china.com