



10ft Curved Pop Up Display(Graphic included)-Selflocking Connections

Item Code: SIC-PUD-SLC-342



FOB Price: **\$700/set**

Mini Order: 1 set

Shipping Weight: ★★☆☆☆

Average Rating: 133.1lb (60.48kg)

[Inquire Now](#)

Overview

Feature:

- 10ft curved pop-up display with self-locking connections. Graphics are installed on the magnetic panels to combine the whole unit.

Includes:

- Custom printed graphics on PVC boards (Include end caps)
- Curved aluminum frame with selflocking connections
- 7 magnet bars
- Hard-plastic case

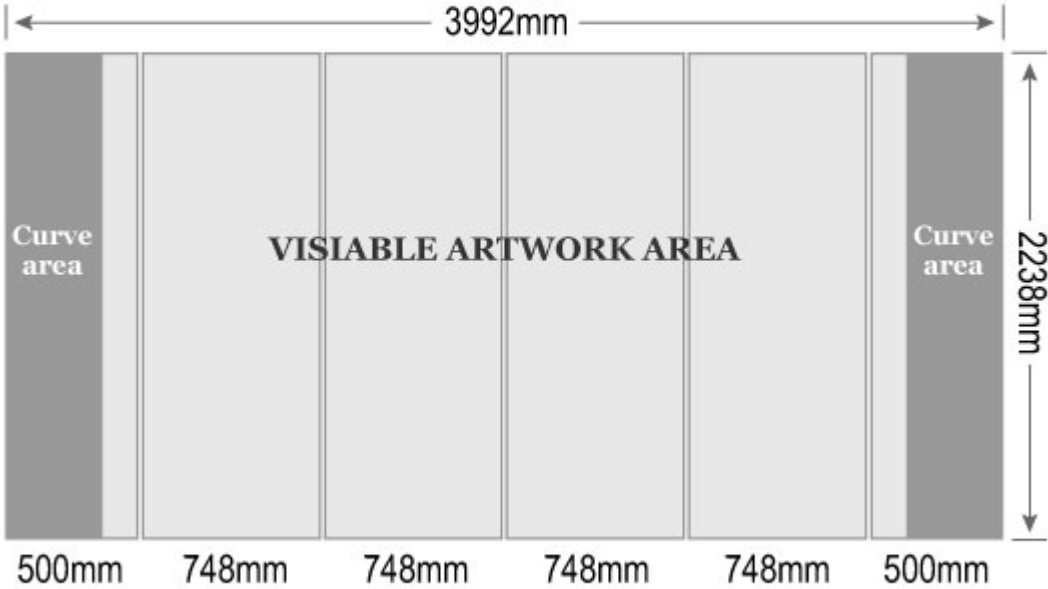
Description:

The trade show display is an attractive mural backdrop for exhibit booths. Its ten-foot wide and fits neatly into most trade show booths sizes. This pop-up display is easy to assemble. Users extend the banner simply by pulling it. The display frame is latched in place after the PC hooks are buckled. The graphic is installed into the brushed aluminum frames using a 3-piece magnetic bar and magnetic tape. Printed on knitted polyester with a 720dpi resolution, your custom graphic will attract the attention to your booth. This pop-up exhibit includes a molded hard-plastic case. The trade show display case includes built-in wheels for easy transport of booth materials. The carrying case makes this unit perfect for those users on-the-go.

Application:

This "pop-up display", also known as an exhibit booth, is perfect for displaying 10ft wide graphics at trade shows, conventions and exhibitions.


10ft Curved Pop Up Display-Selflocking Connections



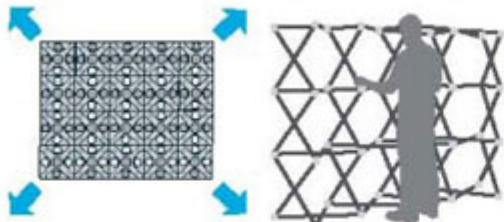
POP UP SYSTEM - SET UP INSTRUCTIONS



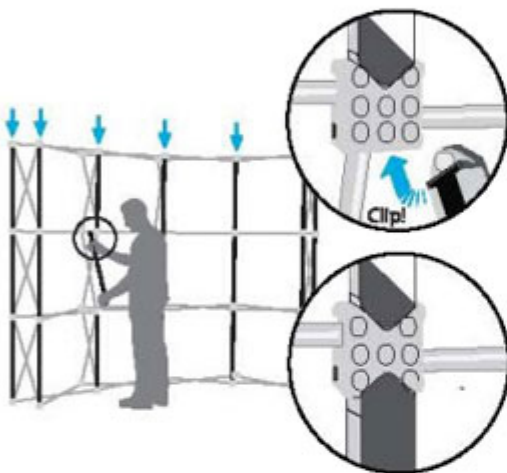
- 1, You will find all the needed components in the carrying case



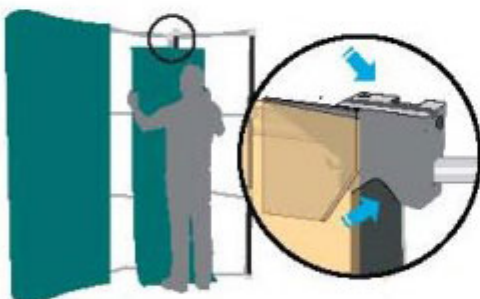
- 2, Remove frame, magnetic bars and the graphic panels from the carrying case



- 3, Place the frame on the floor with hubs with graphic hangers facing up and towards you. Grasp frame scissors and lift to expand frame



- 4, Apply the bars to all vertical quadrants on front side of the frame and to each end on back side of the frame. For a double sided frame, apply the bars also on the back side of the frame.



- 5, Hang the graphic panels on the top hub-hangers letting panels attach to bars. Do the same on both end-caps of the frame.



- 6, Close the transport case, put the black table top

Details

Material	Aluminum
Frame size	117.8" W x 93.8" H(299cm W x 238cm H)
Graphic size	157.2" W x 93.8" H(399cm W x 238cm H)
Visible graphic size	132" W x 93.4" H(335cm W x 237cm H)
Package size/ctn	28"x17"x39"(72x42x100cm)
G.W./ctn	106.5lb(48.4kg)
Frame size	10ft
Shape	Curved
Graphic	With



Copyright © 1999-2012 by Beijing ChinaSigns Information Company Limited All Rights Reserved.

Email:info@sign-in-china.com Tel:+86 132 6410 3286 www.sign-in-china.com